

Hotel • Restaurant • Spa

DAWN RANCH

2026 CORPORATE RETREATS + EVENTS

5 TAILORED FOR TEAMS

11 OUTDOOR SPACES

23 INDOOR SPACES

29 ACCOMMODATIONS

44 ONSITE EXPERIENCES

49 SUSTAINABILITY

52 AWARDS + RECOGNITION

55 PROPERTY MAP



Strategic. Scenic. Seamless.

Elevate your next corporate retreat at Dawn Ranch, a 22-acre redwood sanctuary in Sonoma County designed *for connection, clarity, and creativity.*

With tailored experiences, flexible spaces, and best-in-class hospitality, Dawn Ranch offers an inspiring offsite destination to *spark ideas, renew culture, and energize teams.*





Tailored for Teams. Designed *for Impact.*

From executive summits to company-wide retreats, Dawn Ranch offers flexible spaces, curated experiences, and redwood tranquility to help your team connect, recharge, and thrive.

NATURALLY CONVENIENT

Just under two hours from San Francisco—effortlessly accessible.

EXECUTIVE & LEADERSHIP RETREATS

Private cottages, wellness sessions, and focused spaces for strategic thinking.

ALL-HANDS & COMPANY OFFSITES

Accommodate up to 500 guests with seamless AV support and flexible layouts.

WORKSHOPS & CROSS-TEAM BREAKOUTS

Indoor-outdoor venues designed for collaboration, problem-solving, and alignment.

INCENTIVE TRAVEL & TEAM APPRECIATION

Reward top performers with river floats, spa days, and chef-led experiences.

CULTURAL MOMENTS & CELEBRATIONS

Host memorable events with turnkey planning, custom menus, and scenic settings.

WHERE TEAMS CONNECT AND THRIVE

- *Enhanced alignment and morale*
- *Stronger interpersonal connections*
- *Renewed focus and clarity*
- *Boosted retention and recruitment*





From the city's skyline to the
forest's treeline in 90 minutes.



Close enough for a seamless arrival, yet far enough to feel like you've stepped into another world—where redwoods rise above you, the river winds beside you, and the pace of life naturally slows.







“From the minute you step onsite there’s a
clear invitation to slow down and take in the
surrounding nature.”

-REBECCA MISNER - CONDE NAST TRAVELER



OUTDOOR SPACES

THE MEADOW

27,789 sq ft

Our largest and most versatile outdoor venue, The Meadow offers a blank canvas surrounded by towering redwoods.

Ideal for:

Company-wide keynotes, wellness mornings, gala-style dinners, or networking receptions

Capacity:

Up to 500 reception or 450 banquet-style

Features:

Open layout with scenic views, power access available, suitable for tenting or flooring through recommended vendors



THE ORCHARD

12,416 sq ft (Main) + Adjacent Zones

Set among fruit trees and dappled sunlight, The Orchard offers a charming and flexible environment for gatherings that blend function and celebration.

Ideal for:

Receptions, breakout sessions, culinary experiences, incentive programming, or al fresco dinners and luncheons

Capacity:

450 reception or
350 seated (*Center Orchard*)

Features:

Naturally shaded with a picturesque setting. Vendor-friendly, with power access available upon request.



THE KITCHEN GARDEN

2,048 sq ft

A serene garden setting perfect for intimate meals and thoughtful conversation. Surrounded by herbs and seasonal blooms, this space brings a warm, organic feel to your gathering.

Ideal for:

Executive lunches, group dinners, leadership receptions, or creative workshops

Capacity:

160 reception or 80 to 140 seated, depending on configuration

Features:

Adjacent to The Lodge, strong Wi-Fi, power available, and ambient lighting



BOATHOUSE LAWN AND BOATHOUSE POOL

9,324 sq ft

Tucked beside the Boathouse and framed by towering redwoods, this expansive lawn is one of our most adaptable venues. It's ideal for large-scale outdoor programs with nearby access to breakout options and the poolside retreat zone.

Ideal for:

Keynote presentations, team festivals, wellness mornings, casual luncheons and dinners, and celebration-style gatherings

Capacity:

250 banquet and
300 cocktail reception

Features:

Flat lawn with excellent sightlines, power access available, bonfire area and easy access to the river nearby



BOATHOUSE POOL FEATURES

Just steps from the Boathouse Lawn, the Boathouse and Pool offer serene settings for intimate gatherings, wellness experiences, and relaxed moments between sessions.

Adjacent Features:

The Boathouse:

A cozy indoor venue ideal for intimate sessions, team huddles, or greenroom space during large events

The Boathouse Pool & Hot Tub:

A serene retreat with a heated pool and hot tub—ideal for wellness, relaxation, or incentive experiences.



SYCAMORE GREEN

4,720 sq ft

*Seasonally tented (November–April),
accommodating up to 343 guests
(depending on the setup)*

An expansive lawn adjacent to The Band Shell, ideal for evening programming or casual social settings.

Ideal for:

Outdoor presentations, film screenings, yoga sessions, or informal networking

Capacity:

300 theater-style or reception

Features:

Wide open space, paired with elevated Band Shell stage, flexible layouts, power nearby.



THE BAND SHELL

740 sq ft

This covered stage creates a natural focal point for presentations, performances, and fireside storytelling. Used in tandem with Sycamore Green, it adds elevation and presence to any gathering.

Ideal for:

Executive speakers, live music, fireside chats, or team recognition events

Capacity:

54 seated directly at the stage, more when paired with lawn seating

Features:

Wood platform, built-in stage, power and lighting options, flexible backdrop for evening events



THE LODGE PATIO

720 sq ft

A charming extension of The Lodge restaurant, this patio serves as a welcoming spot for small-scale receptions or VIP moments.

Ideal for:

Arrival cocktails, farewell brunches, client networking, or leadership team dining

Capacity:

35 to 50 standing or seated

Features:

Ambient lighting, optional seasonal firepit, immediate access to indoor dining room and bar



SEASONAL EVENT TENT

*New: Outdoor Event Tent at Sycamore Green
November through April for 2025–2026*

Host something extraordinary with our new 40’ x 60’ heated outdoor tent, located in the heart of Sycamore Green, November – April.

Ideal for:

Large meetings, meals, events,
corporate conferences and seminars.

Capacity:

Up to 343 guests
(banquet or theater-style)

Features:

Full power, Wi-Fi, subflooring,
optional open or closed walls



Note: Photos marked as renderings are examples only and do not depict actual onsite images.



Rendering for illustrative purposes only



OUTDOOR EVENT SPACES	SQUARE FEET	DIMENSIONS	MAX CAPACITY	CLASSROOM	CONFERENCE	THEATER	BANQUET DINING	RECEPTION	COCKTAIL RECEPTION	AV	BEST USE CASES
The Meadow	27,789	Part1: 167 ft X 93 ft Part 2: 227 ft X 54 ft	1500	500 Tent and/or Subfloor Required	N/A	1500	300	1500	500	Yes	All-company sessions, tented dinners, wellness experiences
The Orchard	12,416	194 ft X 64 ft	450	100	N/A	N/A	450	350/450	350	Yes	Breakouts, team lunches, incentive events, receptions
Center Orchard	9,800	N/A	350	N/A	N/A	N/A	250	N/A	350	Yes	Cocktail parties, luncheons, team dinner, receptions
Lower Orchard	5,500	N/A	250	N/A	N/A	N/A	N/A	N/A	250	Yes	Welcome receptions, farewell brunches, executive luncheons, team building
Crabapple Orchard	3,200	N/A	220	N/A	N/A	N/A	N/A	N/A	220	Yes	Receptions, awards ceremonies, kickoff events, cocktail hours
Kitchen Garden	2,048	128 ft X 16 ft	160	140	80	80	150	160	150	Yes	Executive meals, cocktail receptions, brainstorming
Boathouse Lawn	6,000	126 ft X 74 ft	350	N/A	N/A	N/A	250	N/A	300	Yes	Keynotes, receptions, brand activations, celebrations
Boathouse Deck	Permanent Set Up	Permanent Set Up	48	N/A	N/A	N/A	Permanent Set Up	Permanent Set Up	Permanent Set Up	Yes	Box Lunches, casual meetings and breakout sessions
Band Shell (with Sycamore Green)	740	Main: 20 ft X 25 ft Side: 30 ft x 8 ft	54	N/A	24	N/A	24	69	54	Yes	Speakers, performances, fireside round tables
Sycamore Green (with Band Shell)	4,720	Part 1: 43 ft x 40 ft Part 2: 50 ft X 60 ft	300	N/A	N/A	300	220	200/400	250	Yes	Welcome receptions, group yoga, panel discussions
The Patio	720	36 ft X 20 ft	35	N/A	N/A	N/A	N/A	N/A	N/A	Yes	VIP dinners, arrival cocktails, farewell brunches

Tenting is highly recommended for weather contingency planning, particularly for large outdoor events. While Dawn Ranch offers several indoor venues, they do not accommodate large group relocation in inclement weather. We are happy to connect clients with our trusted vendor partners for tenting, flooring, and weather-proofing solutions.

OUTDOOR CAPACITY

“Dawn Ranch in Sonoma County,
California is taking a unique angle at providing
something you won’t find elsewhere.”

THRILLIST

INDOOR SPACES

THE LODGE

900 sq ft

A warm, light-filled gathering space at the heart of Dawn Ranch, perfect for mid-sized meetings, group dining, and evening social programming.

Ideal for:

Seated presentations, welcome meals, post-session cocktail hours

Capacity:

48 seated (*inside*),
150 cocktail with patio included

Features:

Natural light, built-in bar, adjacent patio
Layout Styles: *Banquet, reception, indoor-outdoor combination*



BREAKOUT & BOARDROOM OPTIONS



FIFE’S CONFERENCE ROOM | 551 sq ft

Ideal for:

Departmental workshops, collaborative planning

Capacity:

52 theater, 30 classroom, 32 banquet

Features:

Flexible layout, AV compatible, natural views



LIVEREAU BOARDROOM | 247 sq ft

Ideal for:

Private team meetings, executive briefings

Capacity:

14 boardroom

Features:

Natural light, AV available, quiet setting



EAST ROOM | 555 sq ft

Ideal for:

Group sessions, meals or mid-sized meetings

Capacity:

38 max

Features:

Direct outdoor access, flexible formats, AV ready

CREATIVE & INTIMATE SPACES



THE GROVE MEETING ROOM | 247 sq ft

Ideal for:

Small-group workshops, ideation sessions

Capacity:

20 seated

Features:

Private, quiet, intimate, AV available, additional access to outdoor patio



PRIVATE DINING ROOM | 150 sq ft

Ideal for:

VIP meals, side meetings, one-on-one sessions

Capacity:

10 seated

Features:

Proximity to The Lodge, cozy and tucked away



BOATHOUSE MEETING ROOM | 644 sq ft

Ideal for:

Leadership retreats, breakouts next to the lawn and Boathouse deck

Capacity:

60 theater-style

Features:

Adjacent to Boathouse Lawn and pool, AV-ready, natural light



INDOOR EVENT SPACES	SQUARE FEET	DIMENSIONS	MAX CAPACITY	CLASSROOM	HALF ROUNDS	FULL ROUNDS	CONFERENCE	THEATER	BANQUET	RECEPTION	AV
Boathouse Meeting Room	644	28.5' X 22.6' ft	60	45	21	32	30	55	N/A	32/50	Yes
The Lodge	900	38.7' X 23.2' ft	Inside: (Permanent setup) 48 Buyout: Cocktail Rec (with patio) 150	N/A	N/A	N/A	N/A	N/A	N/A	N/A	N/A
Private Dining Room	150	10' X 15' ft	10	N/A	N/A	N/A	10	N/A	N/A	N/A	N/A
East Room	555	28.5' X 19.5' ft	52	35	N/A	N/A	22	52	32	40	N/A
The Grove Meeting Room	247	10' X 24' ft	20	17	N/A	N/A	12	20	N/A	N/A	Yes
Livereau Boardroom	350	25' X 14' ft	14	N/A	N/A	N/A	14	N/A	N/A	N/A	Yes
Fifes Conference Room	551	29' X 19' ft	50	44	15	24	30	50	44	N/A	Yes

INDOOR CAPACITY

“Dawn Ranch is the rare property that makes it easy to do so [relax]. A tremendous amount of consideration and intention—from design choices and programming options to the staff’s easy friendliness—has gone into making this property in the most idyllic setting a true escape.”

CONDÉ NAST TRAVELER

ACCOMMODATIONS

Accommodations designed to *fit organizational structure.*

Dawn Ranch offers 85 thoughtfully restored accommodations spread across redwood groves, orchards, and riverside clearings. Whether you're hosting executives, senior leadership, or team members, our wide mix of room types makes it easy to assign lodging with purpose.

All rooms feature private baths, forest-inspired design, and thoughtful in-room amenities, including:

- Bella Rosa® pour-over coffee and Five Mountain® tea sachets
- Still and sparkling water, plus a curated complimentary snack
- Le Labo® bath amenities
- HigherDOSE® PEMF mats (*chalets and cottages only*)

There are no TVs or phones in rooms, allowing guests to unplug, recharge, and be fully present with your program.



Room Types

				
COTTAGES	CABINS	CHALETS	GLAMPING	BUNGALOWS
#	#	#	#	#
POOLSIDE (1 Bedroom)	ROADSIDE CABIN	REDWOOD	KING	BUNGALOW
OLIVE'S	SYCAMORE CABIN	MEADOW	QUEEN	
GROVE (1 Bedroom)	REDWOOD CABIN	MURPHY (ADA)		
GROVE (1 Bedroom ADA)	GROVE			
GROVE (2 Bedroom Queen)				
GROVE (2 Bedroom)				
FERN (2 Bedroom)				
SPA COTTAGE				

SPA COTTAGE

Room Count:
2

Bed Type:
One King Bed

Best For:
C-suite or executive leadership



MEADOW CHALET

Room Count:
14

Bed Type:
One Queen Bed

Best For:
Senior leadership



REDWOOD CHALET

Room Count:
3

Bed Type:
One Queen Bed

Best For:
Team leads or solo travelers



OLIVE'S COTTAGE

Room Count:
1

Bed Type:
One King Bed

Best For:
VIPs or keynote speakers



BUNGALOW

Room Count:
3

Bed Type:
Two Queen Beds

Best For:
VIPs or Executive Leadership



REDWOOD CABIN

Room Count:
10

Bed Type:
One Queen Bed

Best For:
General Team Members



SYCAMORE CABIN

Room Count:
13

Bed Type:
One Queen Bed

Best For:
General Team Members



GROVE CABIN

Room Count:
6

Bed Type:
One King Bed

Best For:
Mid-level Management



POOLSIDE ONE BEDROOM COTTAGE

Room Count:
4

Bed Type:
One Queen Bed

Best For:
Client Guests or VIPs



GLAMPING TENT

(Seasonal)

Room Count:

9

Bed Type:

Six King Bed
Three Queen Bed

Best For:

Immersive Nature Experience



MURPHY CHALET ADA

Room Count:
2

Bed Type:
Accessible Queen

Best For:
ADA-compliant Accommodations



We Design Rooming Assignments Around *Your Team*

We work with your internal coordinator to organize rooming by role, department, or leadership tier. Our team manages arrival lists, keys, and logistics for a seamless check-in, complete with concierge support and curated VIP gifting for leadership or keynote guests. From full-property buyouts to tailored room blocks, accommodations are designed to match the flow and focus of your retreat—ensuring every guest feels welcomed from the moment they arrive.



EXPERIENCES

Custom Itineraries *That Bring Your Retreat to Life*

At Dawn Ranch, your group’s experience extends far beyond the meeting room. Our curated offerings are designed to support wellness, creativity, and authentic connection—building a retreat that resonates long after checkout. All activities can be scheduled a la carte or built into a fully personalized itinerary with our team.



AMENITIES



Bikes



Kayaks



Spa



Firepit



Private Yoga



River Access/Floaties

Team Experiences

That Inspire

All activities are scheduled with your group's goals in mind, whether you're fostering connection, decompressing, or celebrating wins.

Wellness

- Yoga + Sound Bath Session
- Forest Bathing with Certified Guide
- Breathwork + Meditation
- PEMF Recovery with HigherDOSE Mats (*in-room*)

Adventure

- Seasonal River Kayaking
- Russian River Float
- Nature Hikes + Forest Walks
- Birdwatching with Binoculars Provided

Creative

- Scent-Making Class
- Flower Pressing Workshop
- Wine Blending
- Candle Making

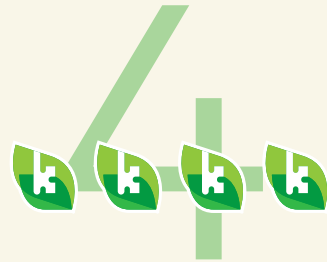
Evening Socials

- Firepit Rentals or Private Bonfire at Boathouse
- Trivia Night, Stargazing with Astronomer
- S'mores Buffets, Brownies & Charcuterie Add-ons
- Live Music, Acoustic Guitar Rentals (Fender®)





Certified. Credible. *Sustainable.*



Dawn Ranch is honored to hold a *4 Green Key Eco-Rating*, placing us among an elite group of properties recognized worldwide for environmental leadership. This prestigious certification affirms that our operations meet rigorous, third-party-verified standards in sustainability and corporate responsibility—without compromise to the comfort, creativity, and world-class service your team deserves.

When you host your retreat with us, you're choosing more than a venue. You're aligning your brand with an internationally respected benchmark of excellence in responsible hospitality.

Why It Matters for *Your Organization*

- **Trusted by Global Standards**

Certified by Green Key Global and Control Union, meeting stringent international benchmarks for sustainability in hospitality.

- **Amplify Your ESG Story**

Partnering with a certified property allows you to authentically showcase your commitment to environmental and social responsibility.

- **A Venue with Integrity**

Guests, employees, and stakeholders experience your company's values in action.practices.

- **Inspiration Through Environment**

A protected setting nurtures clarity, creativity, and deeper team connection.practices.



How Dawn Ranch Brings *Sustainability* Into Your Event

- **Energy & Water Conservation**

Smart systems, low-flow fixtures, and efficient lighting preserve the resources of the Russian River Valley.

- **Locally Sourced Dining**

Seasonal, plant-forward menus highlight regional farms and reduce environmental impact.

- **Eco-Friendly Guest Experience**

Cruelty-free, refillable amenities and nature-based programs immerse attendees in the surrounding environment.

- **Commitment to Progress**

A dedicated Green Team ensures a resort-wide culture of continuous improvement in sustainability practices.

Result: *Purpose Meets Luxury*

By choosing Dawn Ranch, you align with a globally recognized sustainable property that shares your vision for a responsible future—without compromise



You're in *Award-Winning Hands*

Dawn Ranch has been recognized by the industry's most trusted voices for our design, service, and retreat-worthy experience. These honors signal more than accolades—they represent confidence and consistency for planners looking to deliver exceptional programs.

Whether your group is seeking a relaxing retreat or a refined offsite experience, you'll be in celebrated company.



ESQUIRE
Best New Hotels 2024



BLLA AWARDS 2024
Best Boutique Design Project



TRAVEL + LEISURE
IT List 2024



2024 HOT LIST
Best New Hotels in the U.S.
Best New Hotels in the World



SUNSET TRAVEL AWARDS 2024
Top Wine Country Hotels



HOSPITALITY DESIGN
GOLD KEY AWARDS 2024
Finalist: Guestroom Midscale
Finalist: Resort

Forbes

TRAVEL+
LEISURE

VOGUE

Condé Nast
Traveler

the Real
Housewives
OF ORANGE COUNTY

AFAR

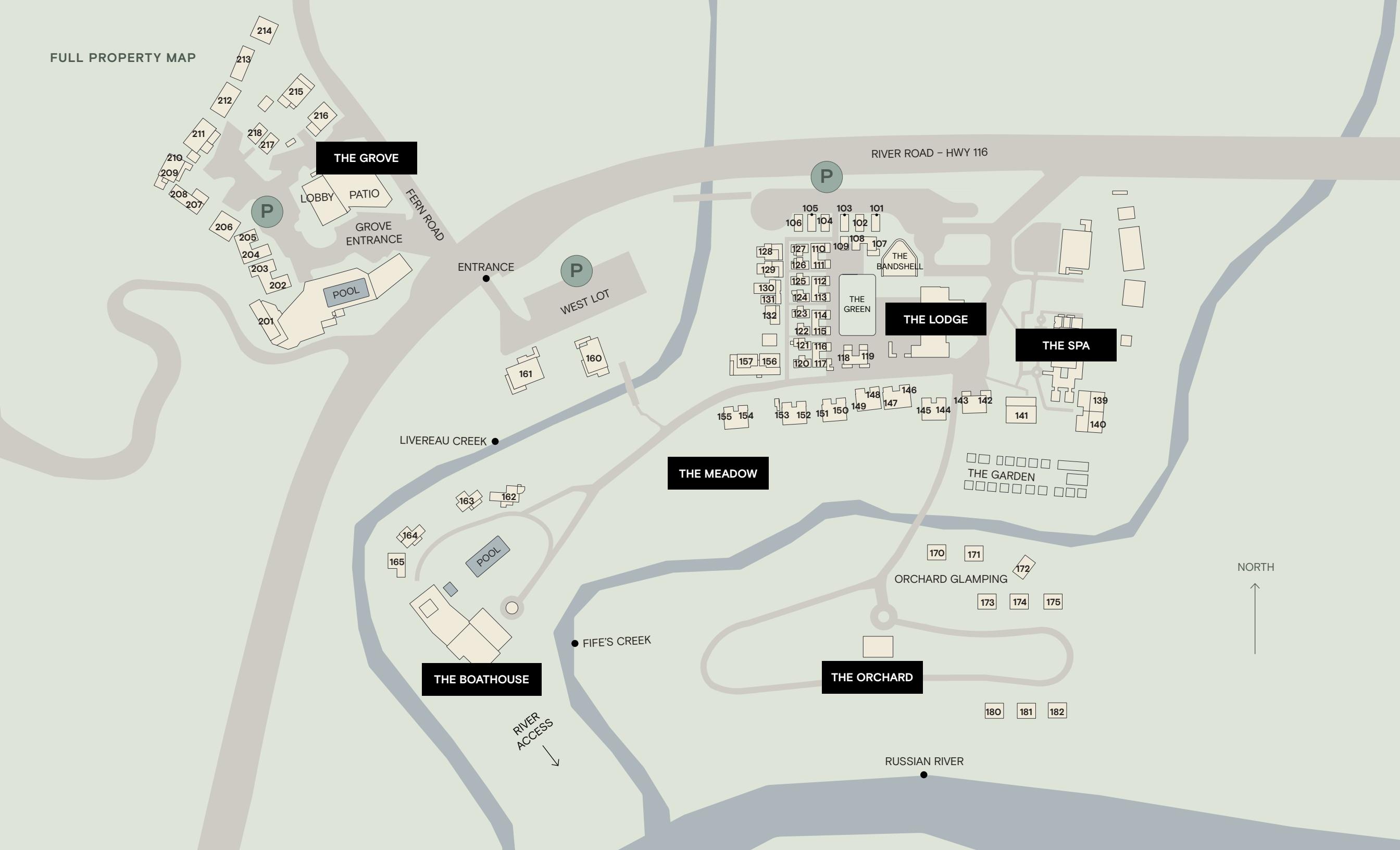
JustLuxe
Affluent Lifestyle Guide



PASSPORT
TRAVEL • CULTURE • STYLE • ADVENTURE • ROMANCE!



FULL PROPERTY MAP



ZOOMED IN VIEW

RIVER ROAD – HWY 116

LIVEREAU CREEK

WEST LOT

THE BANDSHELL

THE GREEN

THE LODGE

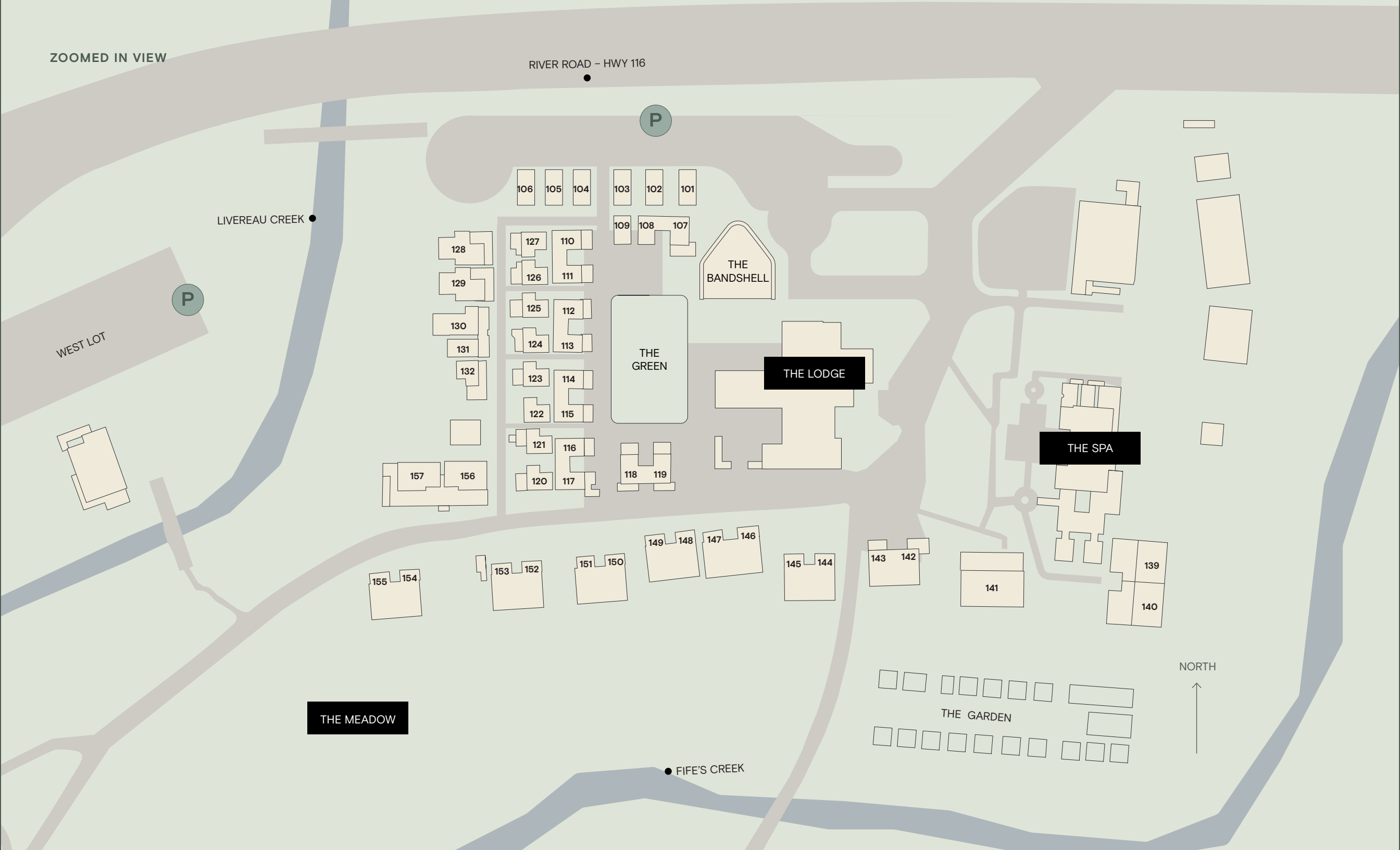
THE SPA

THE MEADOW

THE GARDEN

NORTH

FIFE'S CREEK









707.869.0656
events@dawnranch.com

16467 CA-116
Guerneville, California
95446

Mailing Address:
PO Box 45 Guerneville,
California 95446

